

Nearly Infinite Options To Blend In And Beautify Exteriors



Primed & Ready



Take Control

Make It Any **Color** You Like

Now you have even more options to be certain your exhaust vents make a positive contribution to your beautiful home exteriors.

Superior Quality

Even though you'll be able to completely cloak the DryerWallVent's tight design and clean lines by matching exterior colors, it will be a component you'll be proud to highlight.

Deep drawn Galvalume® steel and a PPG tough, paintable coating ensure this sharp closure will look good now and long into the future.

Advanced engineering features, like the built-in drip edge, integrated rubber-bumper magnets, gravity assist closure, and secondary backing plate maximize performance, protection and ease of installation.



The ready-to-paint model DWV4P provides the versatility you need for any color palette choice.

Pro Tip

Extra care should be taken to keep paint from coating the hidden hinge pin.



Consider it to be camouflage for exterior components, letting beauty shine through.

Durable Coating Stands Up

PPG's Enviracryl™ and Envirocron™ coatings produce a durable uniform finish that stands the test of time *even if left unpainted.*

*The Dryerbox®
People*

INOVATE

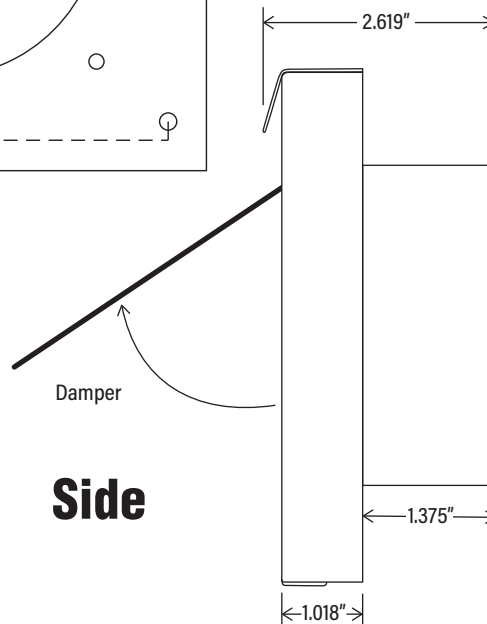
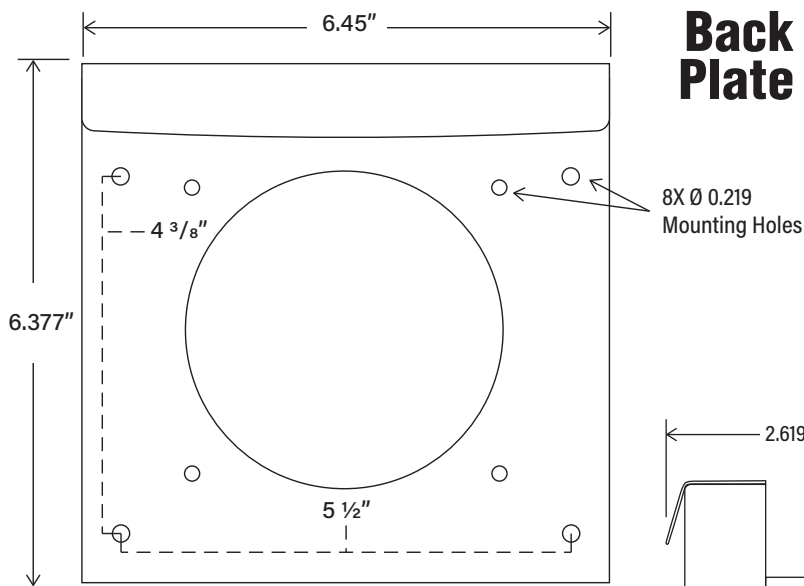
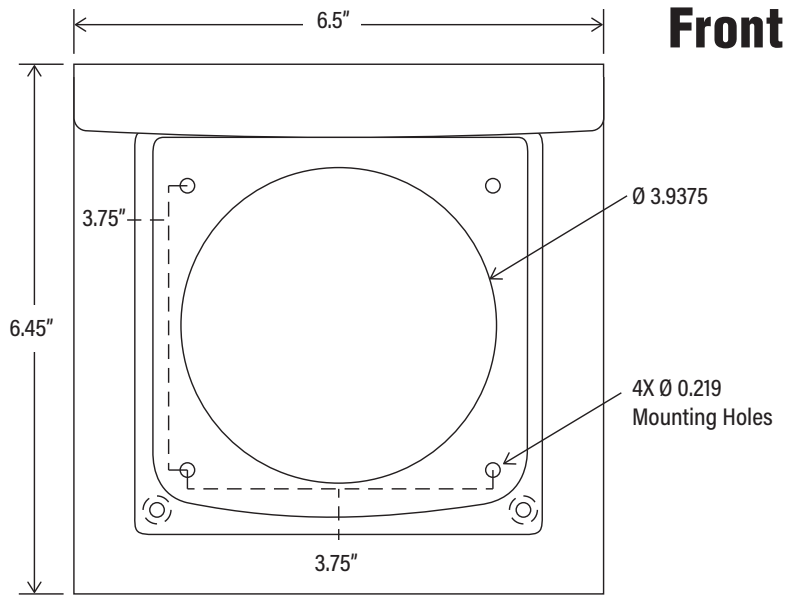
888-443-7937

250 South Central Boulevard • Suite 207 • Jupiter FL 33458-8812 • Fax: 561-745-9723

DryerWallVent.com



Technical Product Specifications



Model Number	Color
DWV4P	Paintable
DWV4W	White
DWV4T	Tan
DWV4B	Brown
DWV4K	Black

Performance Data

Product Use:

- Venting Dryer Exhaust Systems Through Exterior Walls
- Complies w/ IMC 504.4 & IRC 1502.3

Materials:

- Heavy Gauge Galvalume® Steel Housing
- Lightweight Gauge Galvalume® Damper
- Weather Resistant Powder Coating

Carton Weight:

DWV4: 10 lbs. | DWV-NC: 18 lbs.

General Information

Benefits:

- Improves Aesthetics with Flush Installation
- Installs Easily in New and Existing Construction
- Simplifies Duct Cleaning with Easy Accessibility
- Deters Bird and Rodent Entry
- Maximizes Airflow Efficiency
- Helps Minimize Dryer Cycle Times
- Extra Protection Against the Elements

Features:

- Deep Drawn Manufacturing Process
- Galvalume® & Powder Coated Steel Construction
- Lightweight Damper and Heavier Frame
- Recessed Gravity Damper & Integrated Magnets
- Integrated Secondary Back Plate with Wider Mounting Holes
- Built-in Drip Edge
- Damper Opens Freely to 110°
- Low Strength Closure Magnets
- Rubber Bumpers Support Quiet Closing Damper
- Eight Built-in Mounting Holes
- **Stocked in 4 Colors: White, Tan, Brown and Black**
- Available in Custom Colors (48 min) and Paintable

Manufactured By

InOvate Technologies, Inc.
 250 S. Central Blvd. Suite 207
 Jupiter, FL 33458
 Phone: (888) 443-7937
 Fax: (561) 745-9723
<https://dryerwallvent.com>



Made in the USA

Patents Pending